MOCKETT

DOUG MOCKETT & COMPANY, INC.

310.318.2491 • 800.523.1269 • www.mockett.com

PART #

PCS66T Top

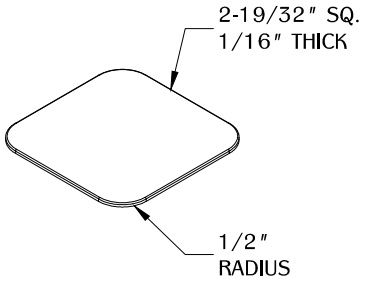

1

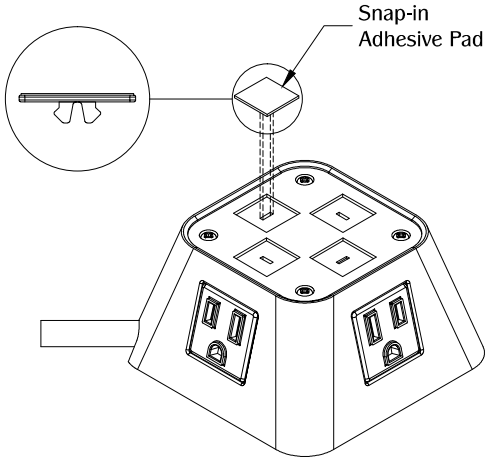

Align the Snap-in Adhesive pads to the top of the unit.

2

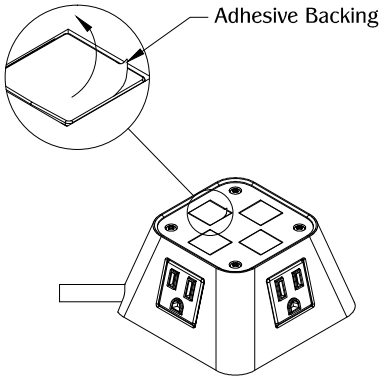

Peel off the adhesive backing on 4 places.

3

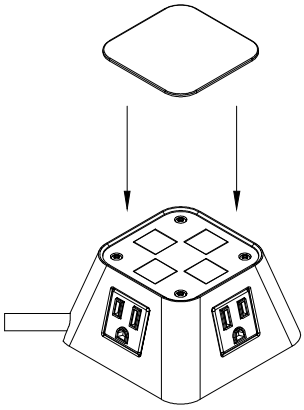

Align the top to the unit.

4

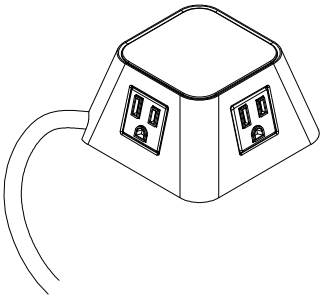

Press down gently to secure the top.

TABLE OF CONTENTS:

.....1 X PCS66T Top

.....4 X Snap-in Adhesive Pad