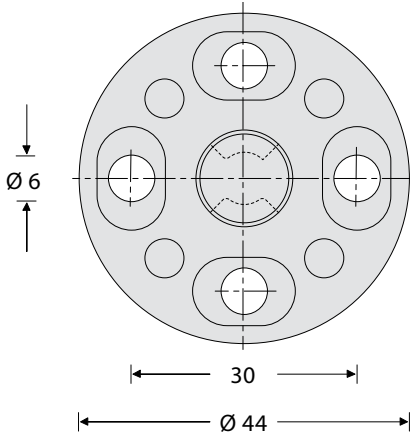
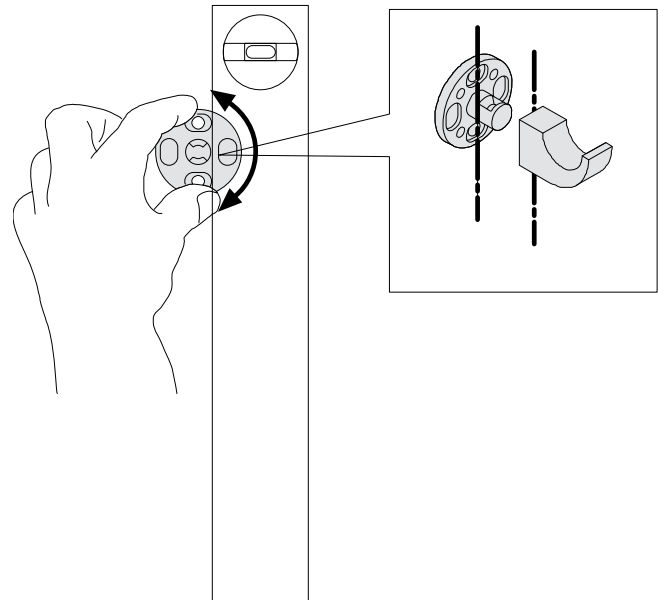


HK18

310.318.2491 - 800.523.1269 - www.mockett.com

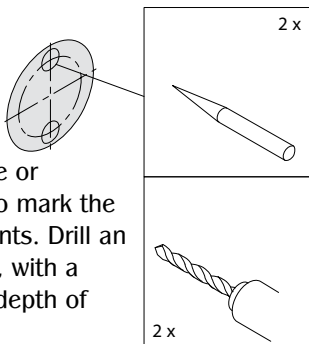


Template/drilling pattern (Scale 1:1)



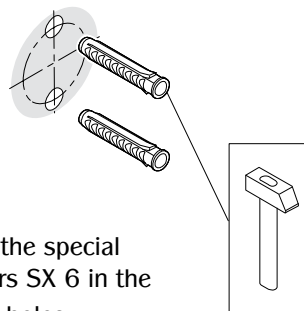
1

Use rosette or template to mark the drilling points. Drill an 6mm hole, with a minimum depth of 40mm.



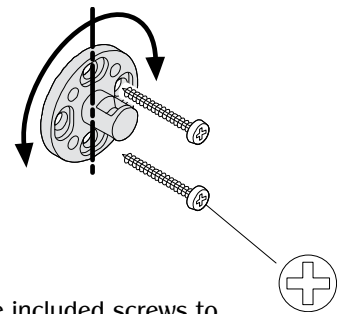
2

Insert the special anchors SX 6 in the drilled holes.



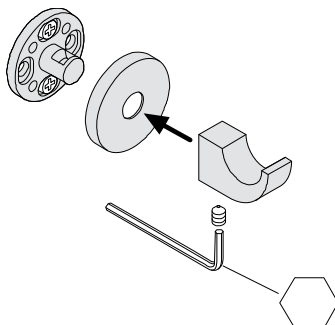
3

Use included screws to mount the rosette.



4

Slide the coat hook holder and cover onto the pin. Tighten set screw.



Cleaning/Care

The material is stainless steel. It should only be cleaned with a mild liquid soap. Do not use abrasive cleaners, incl. steel wool, sandpaper, ect.

If mounting surface requires special installation, please consult with a contractor.

Important! This instruction includes details that are important for the end user. After installation please leave instructions with the end user.