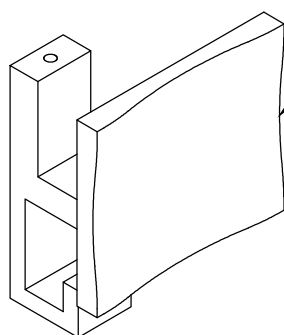
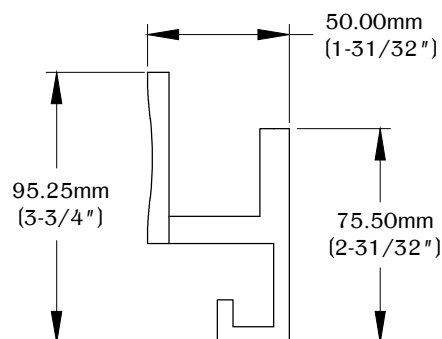


NOTE:

- Weight capacity is 35 lbs.
- Recommended to install into stud.

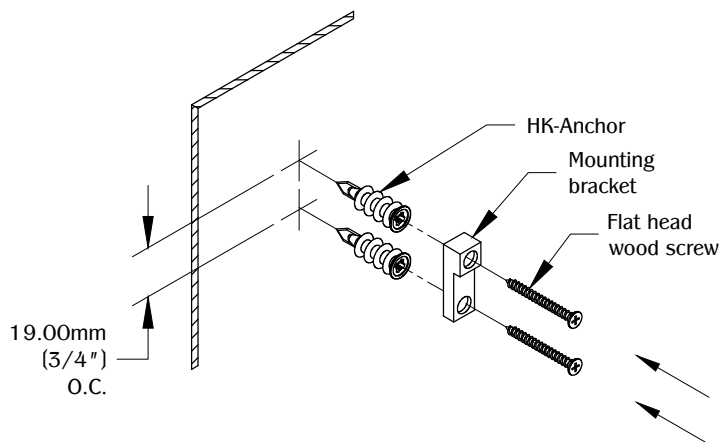


60.00mm (2-3/8") X  
70.00mm (2-3/4")  
OVERALL



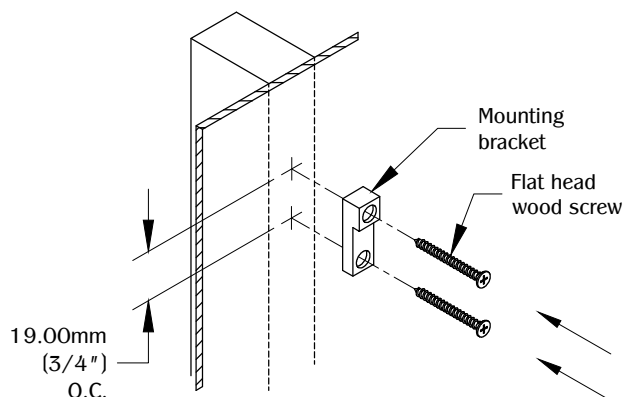
RIGHT VIEW

## 1a DRYWALL



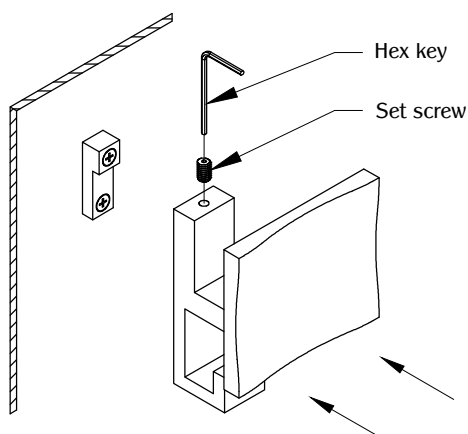
Determine the position and location of the part on the work surface and install the HK-Anchors with a philip screwdriver (not included). Use (2) flathead wood screws to secure the mounting bracket to the work surface.

## 1b STUD



Determine the position and location of the part on the work surface. Use (2) flathead wood screws to secure the mounting bracket to the work surface.

## 2



Now slide the CH53 onto the mounting bracket and secure it by tightening the set screw. Make sure the part is fully leveled on the work surface.

### TABLE OF CONTENTS:

	1X CH53
	1X M5-.8 8.00mm (5/16") Set screw
	1X Mounting bracket
	2X HK-Anchor
	2X #6 35.00mm (1-3/8") Flathead wood screw
	1X Hex key