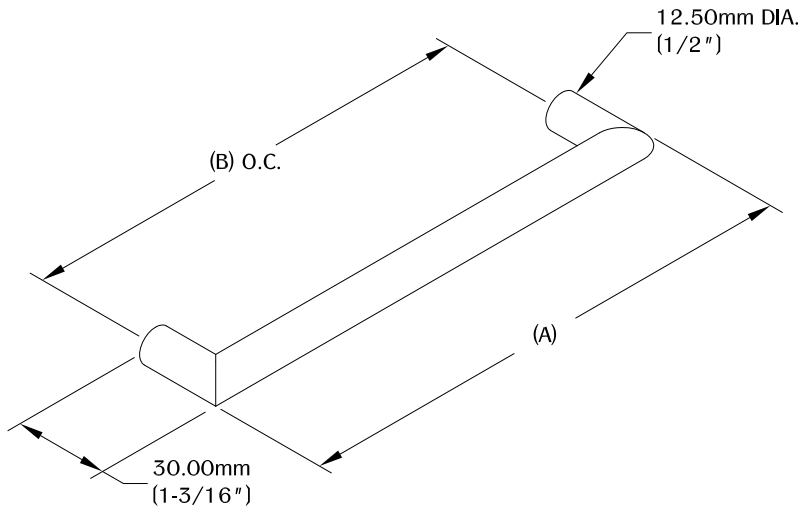
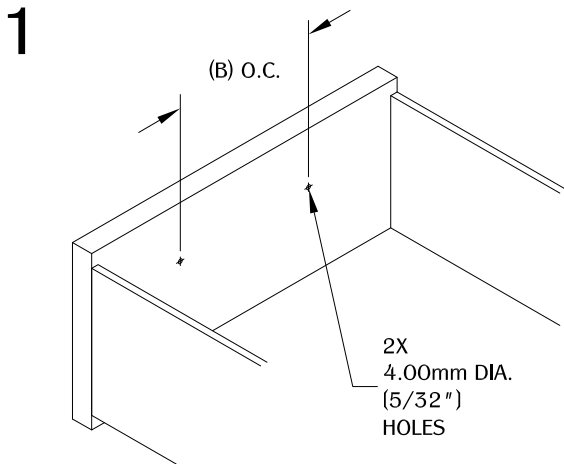


## DP54

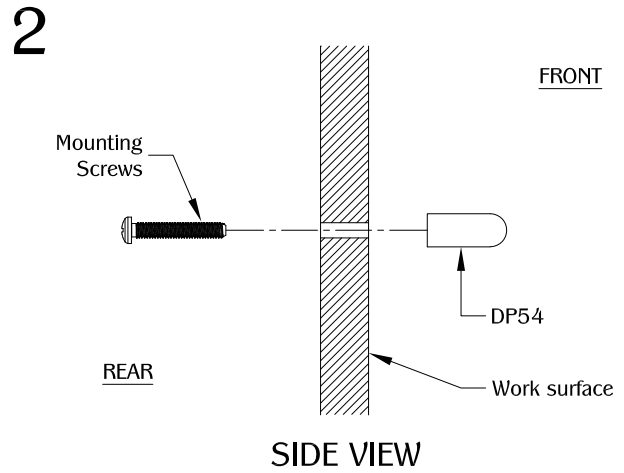
310.318.2491 • 800.523.1269 • www.mockett.com



	(A) Length	(B) O.C.
DP54A	108.00mm (4-1/4")	96.00mm (3-25/32")
DP54B	140.00mm (5-1/2")	128.00mm (5-1/32")
DP54C	172.00mm (6-25/32")	160.00mm (6-5/16")
DP54D	204.00mm (8-1/32")	192.00mm (7-9/16")
DP54DE	236.00mm (9-9/32")	224.00mm (8-13/16")
DP54E	300.00mm (11-13/16")	288.00mm (11-11/32")
DP54F	332.00mm (13-1/16")	320.00mm (12-19/32")
DP54G	364.00mm (14-11/32")	352.00mm (13-27/32")
DP54H	492.00mm (19-3/8")	480.00mm (18-29/32")
DP54I	652.00mm (25-21/32")	640.00mm (25-3/16")



Determine the position and location of the part in the work surface. Mark the mounting positions and drill the pilot holes for the mounting hardware.

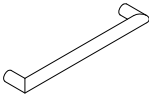



Use (2) screws to secure the part in to the work surface. Make sure the part is fully level on the work surface.

**NOTE:**

- Additional mounting screw lengths available upon request.
- All dimensions have a  $\pm 1/32"$  tolerance. We do not recommend drilling or cutting any holes before receiving a product or a product sample.

**TABLE OF CONTENTS:**

	.....1X DP54
	.....2X 1" 4mm-70 thread Machine screws